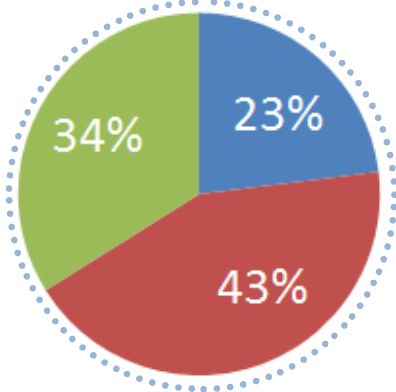




2018 ANNUAL REPORT

July 1, 2017 to June 30, 2018

AGES OF YOUTH SERVED



- 7-10 Years
- 11-13 Years
- 14-18 Years

77%

HOUSEHOLD INCOME:

77% of Boys & Girls Club members are eligible for free or reduced lunches at their schools.

802

AVERAGE DAILY ATTENDANCE:

Each day 802 children and teens visit the Boys & Girls Clubs' four clubhouses and two afterschool sites.

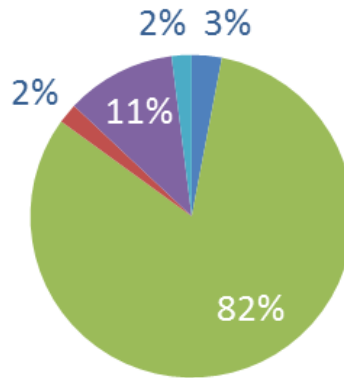
GENDER:

59%
Boys

41%
Girls



Serving 6,078 youth

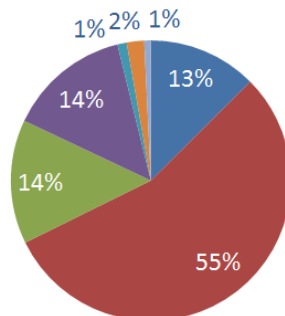


ETHNICITY

- African-American
- Hispanic
- Multi-Racial
- Caucasian
- Other

OPERATING REVENUE

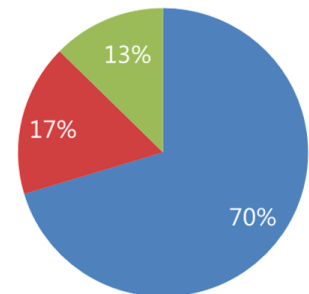
\$3,613,182 *



- Individual Contributions
- Special Events
- Corporate/Foundation
- Government Contracts
- Endowment
- Dues/Fees
- Other Income

OPERATING EXPENSES

\$3,504,233 **



- Direct Program Services
- Fundraising
- Administration

*Income does not include restricted Endowment funds or investment gains.

** Expenses do not include depreciation or bad debt.

2018 Highlights

Visit us online www.bgcofcv.org

LIKE us on Facebook www.facebook.com/bgcofcv



ABOVE: 2018-19 College scholarship recipients.

COLLEGE SCHOLARSHIP PROGRAM

The College Scholarship program of Boys & Girls Clubs of Coachella Valley is in collaboration with the matching funds scholarship program of OneFuture Coachella Valley (formerly known as Coachella Valley's Economic Partnership Pathways to Success). This partnership has given us the opportunity to double the amount of individual scholarships and provide our recipients with wraparound services supporting college and career success.

Since 2012, our partnership has awarded scholarship aid to 121 students with multi-year college scholarships. Today, more than 60% of our scholarship recipients are the first in their family to attend college making it possible for them to earn a higher income and have further career advancement opportunities.




ABOVE: Club members visiting the Living Desert.

BGC GOES TO THE LIVING DESERT!

Thanks to the support of Bob and Connie Lurie, our youth have the opportunity to attend ZooCamp sessions at the Living Desert during the summer. Most of the children that attend our Clubs come from low-income homes and visiting the Living Desert has been at times their first-time and in most times, a luxury. During their visits our youth are enthusiastic and engaged as they learned through exploration and fun activities about animals, nature, the environment and perhaps most importantly – how to interact with one another.

KEYSTONE LEADERSHIP CLUBS



ABOVE: Boys & Girls Clubs of Coachella Valley youth attending 2018 National Keystone Conference in Atlanta, Georgia!

Our *Keystone Leadership Clubs* are active year-round and have been providing community support for decades. Over the last year, 68 club youth participated in 65 community service projects as a result of this character-building and leadership development program.

Our *Keystone Leadership Clubs* have participated in community clean ups, health fairs, providing meals for the homeless, providing a safe place for teens, among many other community projects. The vast majority of our participants come from low income homes (over 80%) and their community service projects usually serve low income neighborhoods in Indio, Coachella, La Quinta and Mecca. Although many Keystone youth have less material goods than others, they learn gratitude and appreciation by giving to others.

OUR CALENDAR OF ANNUAL EVENTS

NOVEMBER 13, 2018

"Party with a Purpose" hosted by the Friends of the Boys & Girls Clubs of Coachella Valley

DECEMBER 6, 2018

Presidents Circle Reception

2019 TBD

Sports Heroes Luncheon

MARCH 9, 2019

The Grand Auction